

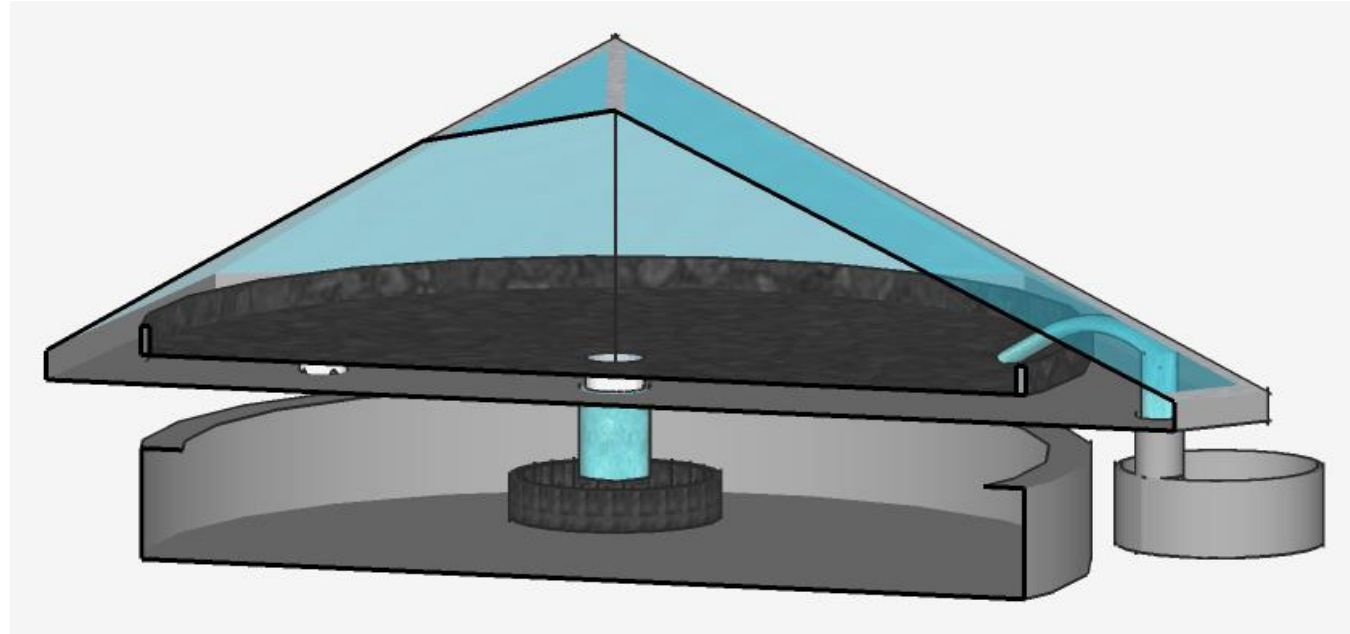
Management overview

Give me 5

Lies, Maciej, Marion, Min Ji and Pol

Plan of presentation

- Project overview
- Completed deliverables
- Upcoming tasks/
deliverables
- Milestone report
- Key Performance Indicators
- Risks and Main challenges
- Summary



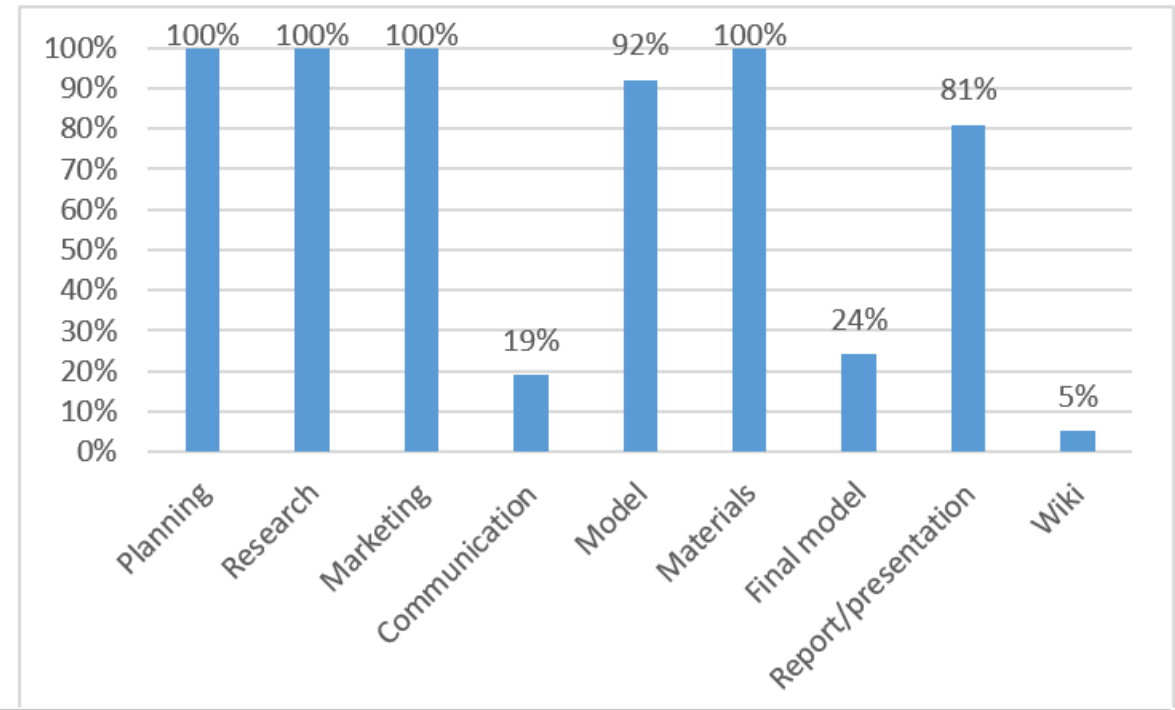
Project overview

% COMPLETE

46%

% COMPLETE

Status for all top-level tasks. To see the status for subtasks, click on the chart and update the outline level in the Field List.



Completed deliverables

Deliverables	Deadline
Gantt Chart	2016-03-08
System Diagrams and Structural Drafts	2016-03-14
Cardboard scale model	2016-03-29
List of Materials (what & quantity)	2016-04-04
List of Materials (local providers & price - including VAT and transportation)	2016-04-11
Upload the Interim Report and Presentation to the wiki	2016-04-16
Interim Presentation, Discussion and Peer, Teacher and Supervisor Feedbacks	2016-04-21
Upload refined Interim Report	2016-04-29
Upload Functional Tests' Results	2016-05-30
Upload the Final Report, Presentation, Video, Paper, Poster and Manual	2016-06-11
Final Presentation, Individual Discussion and Assessment	2016-06-16
Update the wiki with all correction suggestions, Hand in a CD with the corrected deliverables (source + PDF) together with all code produced to the EPS coordinator, Hand in one printed exemplar of the corrected report to the EPS coordinator	2016-06-21
Hand in the prototype and user manual to the client, Receive the EPS@ISEP certificate	2016-06-23

Upcoming tasks

- Construction of prototype: All
- Functional Tests: All
- Thermodynamics: All
- Video: Maciej and Pol
- Manual user: Min Ji
- Leaflet: Marion
- Poster: Marion and Lies
- Final Report and CD: All
- Final Presentation: All

Milestone report

LATE MILESTONES

Milestones that are past due.

Name	Finish
------	--------

MILESTONES UP NEXT

Milestones due in this month.

Name	Finish
Deliverable Functional Tests' Results	Mon 30-5-16
Finished Prototype	Fri 20-5-16

COMPLETED MILESTONES

Milestones that are 100% complete.

Name	Finish
Deliverable Organisation	Tue 8-3-16
Desalination proces	Fri 22-4-16
Wiki page Marketing	Wed 13-4-16
Deliverable Wiki page Marketing	Wed 20-4-16
Black box: System diagrams and structural drafts	Mon 14-3-16
Deliverable Black box	Mon 14-3-16
System Schematics & Structural Drawings	Mon 28-3-16
Deliverable System Schematics & Structural Drawings	Tue 29-3-16
Deliverable List of materials (what and quantity)	Tue 5-4-16
List of materials (local providers & price)	Thu 5-5-16
Deliverable List of materials (local providers & price)	Mon 11-4-16

Key Performance Indicators

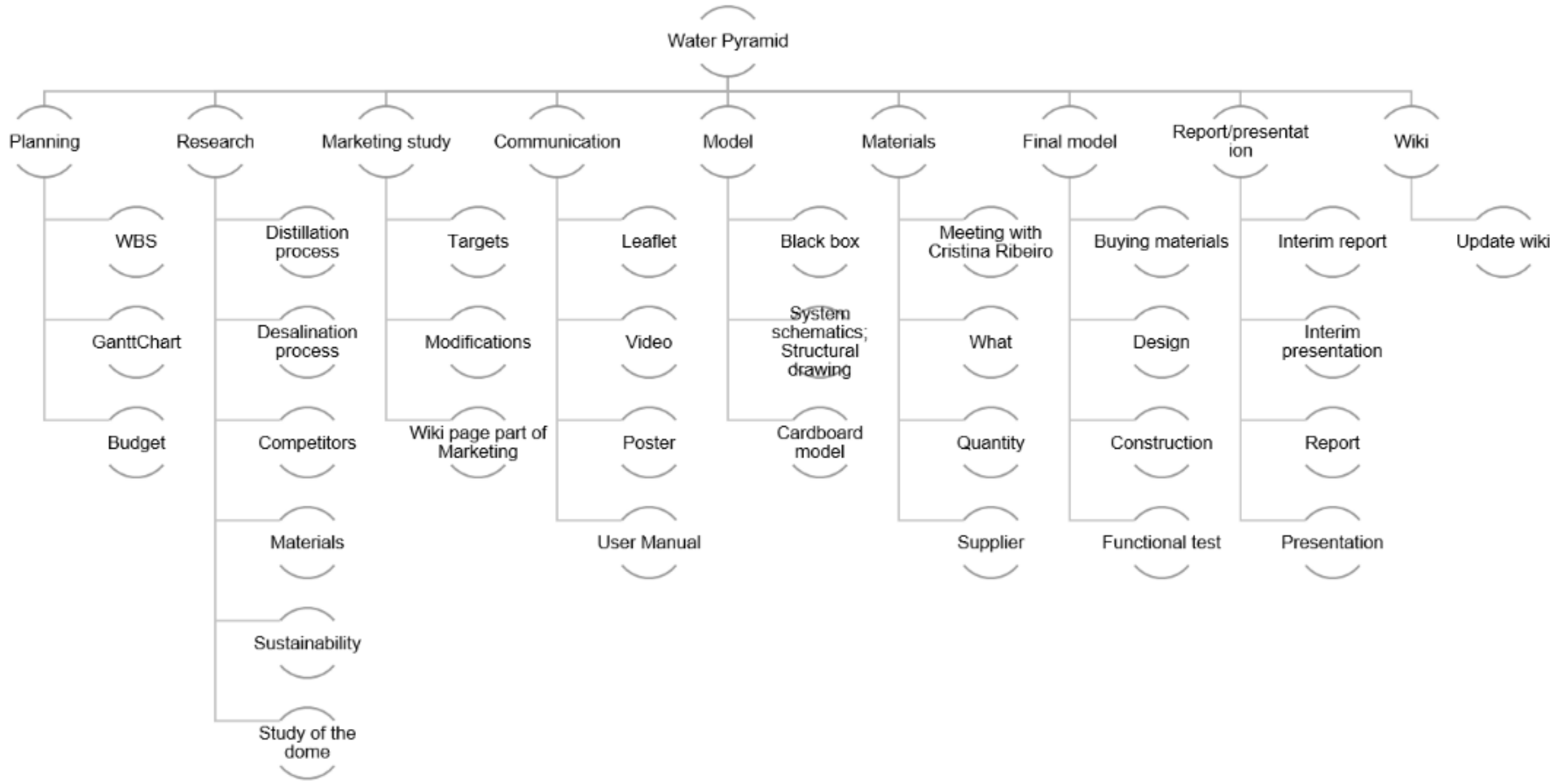
- Product and project scope
- Cost
- Time

Product scope

The features and the functions that characterize our product are:

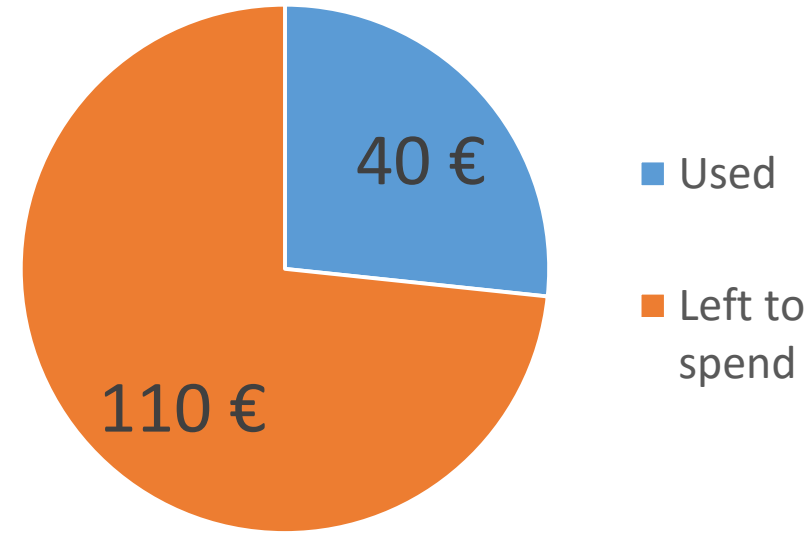
- Creating drinkable water from seawater
- Collecting salt from seawater
- Using sustainable resources
- Providing clear water to a dome structure

Project scope



Cost

40€ used / 110 € left to spend



Time

4 weeks left before the Final Presentation

Risks

- Internal
- External
- System risk

Challenges

- Finish every task in time
- Not exceeding the budget
- Finishing the Final Report and the deliverables
- Cooperation

Summary

