

All about **WATER PYROMID**



- User Manual -

Welcome to Water Pyramid !

Water Pyramid helps you to get a purified water from unusable water in better and more efficient way.

Water desalination is a really important topic in the beginning of 21st century. The oil peak is coming and we need to start thinking about our future.

About 80 % of people in the world live around 97 m from the coast, so desalination is an obvious response to the lack of fresh water. The idea of water desalination is few generations ahead of us, It is clear that the world will need more fresh water.

Index

Introduction	4
Overall Design	5
Component	6
Step Guide	7
Notice	8
Contact	9

Introduction


This is a user manual for Water Pyramid.

You are able to see the overall design, check the parts of elements, how to use our product, notice and contacts

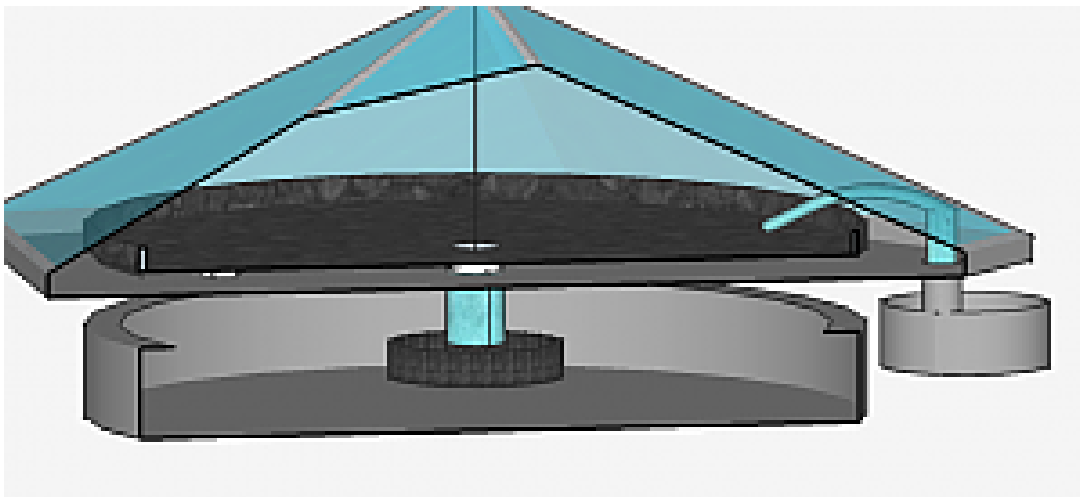


Overall Design

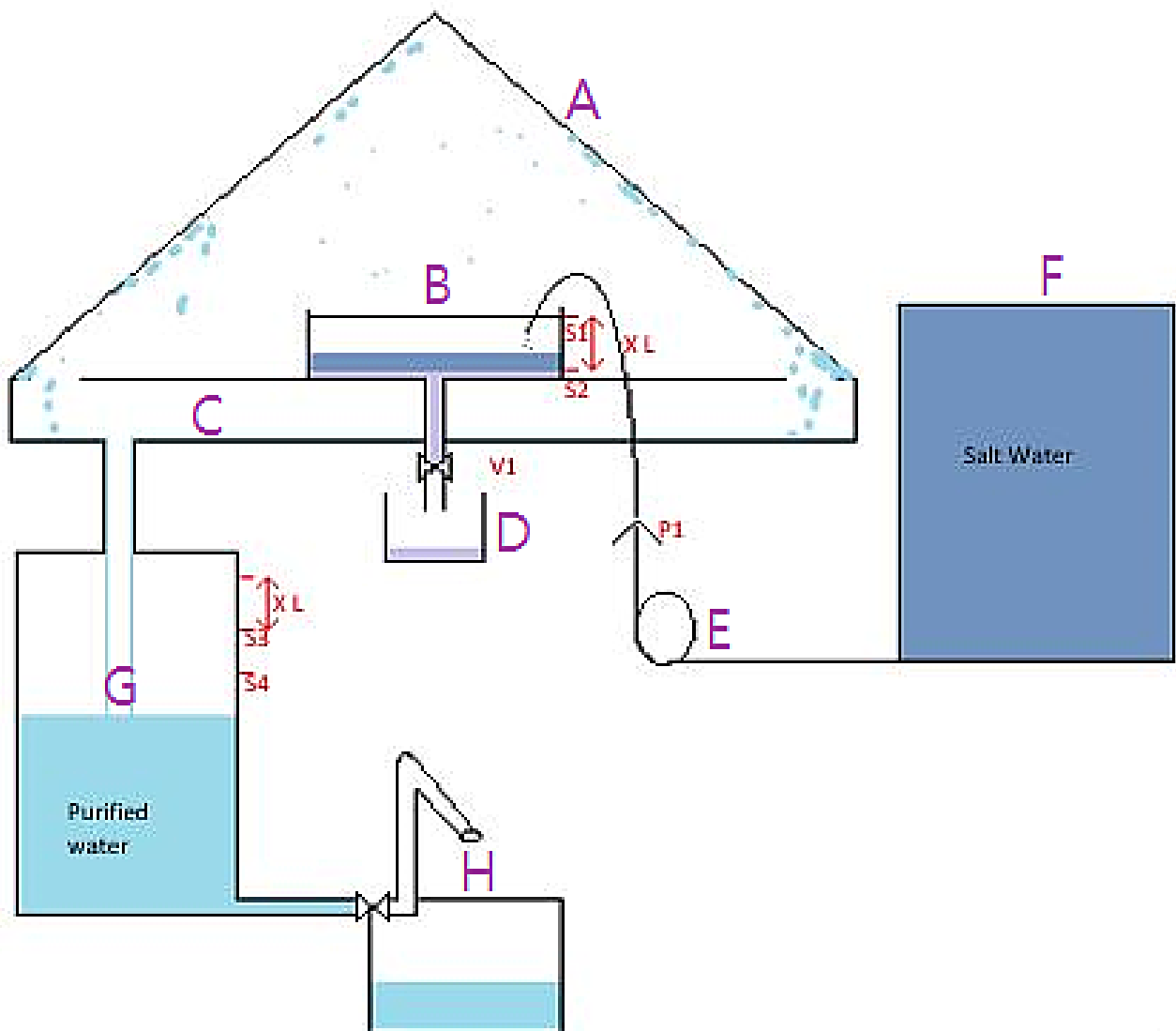
- External Design



-Internal Design



Component



- Parts of elements

- A : Transparent cap
- B: Container for seawater
- C: Container for gathering purified water
- D: Container for salt
- E: Pump
- F: Tank for seawater
- G: Tank for purified water
- H: Container for using purified water
- S1, S2, S3, S4 : Sensor for measuring height of water
- V1 : Valve salt

- Pump's Technical Data

230-240 V	120 V
50 Hz	60 Hz
13 W	12 W
0.1 A	0.2 A
1.30 m	4.4 ft
800 l/h	220 gph

Step Guide

1. Put the seawater at tank for seawater (F).

2. Plug in the pump to an energy source (E).

* If the water reaches enough height, the pump will stop.

3. The resulting created purified water flows into the container for purified water (G).

* If the water reaches enough height, the pump will stop.

4. You can use purified water by opening the valve (D).

5. You can throw away the remaining salt by opening the valve (H).

! You can check the each parts diagrams in Component section.

! Please check the pump's technical data corresponding to your electrical specifications.

Notice



First, please check the pump's technical data.

It may not work corresponding to electrical specifications in your place.



Please make sure you connect the power.

It doesn't work without power.



If our product doesn't work properly, please confirm the height of water at container for seawater (B) and tank for purified water (G).

If the water reach the enough height, the pump will stop.



After opening the valve (V1) for your purpose, please lock the valve again.

There are able to be a risk of water overflowing or salt flowing.



If you cannot obtain enough water, please check the weather.

Our products are affected by the weather.



If you cannot obtain enough water, please clean the transparent cap (A).

Our products are Influenced by the cleanliness of the cap.



If the problem occurs in addition to the above details, please contact us.

Contacts

- Facebook

<https://www.facebook.com/pyramid.water/>

- Email

Augustyns Lies: liesaugustyns@gmail.com

Kang Minji: dustmejjo@gmail.com

Milesi Marion: marion.milesi17@gmail.com

Pogoda Maciej: pogoda.maciej@gmail.com

Valls Aguila Pol: pol.valls.aguila@gmail.com

- QR Code

